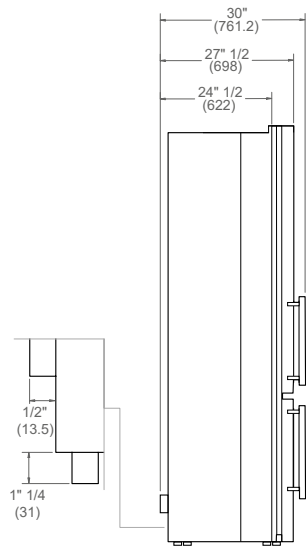
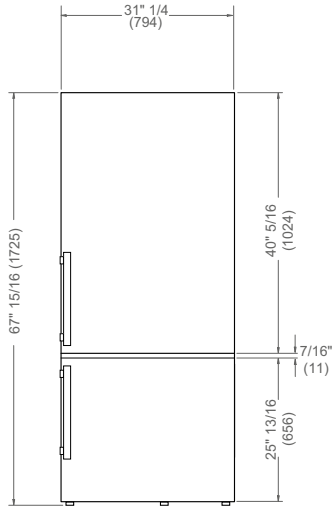


PRODUCT DIMENSIONS

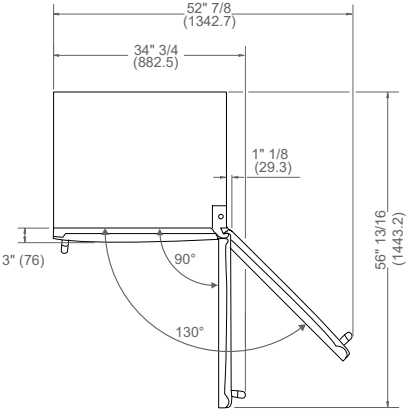
SIDE VIEW



FRONT VIEW

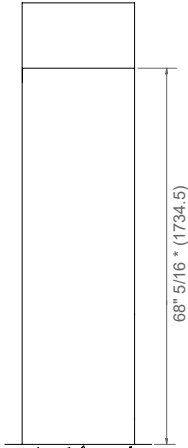


TOP VIEW

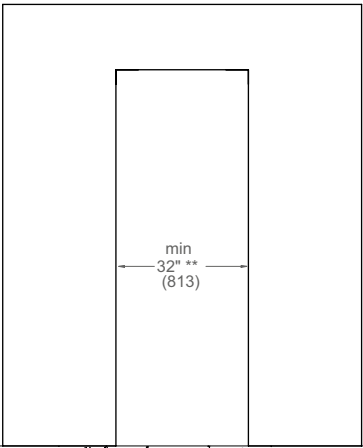


CUTOUT DIMENSIONS (Counter-depth Installation)

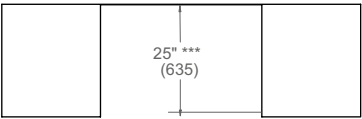
SIDE VIEW



FRONT VIEW



TOP VIEW



\* dimension with a minimum clearance of 3/8" (9,5 mm) on the top

\*\* dimension with a minimum clearance of 3/8" (9,5 mm) on both sides

\*\*\* dimension with a minimum clearance of 2" (50 mm) on the back

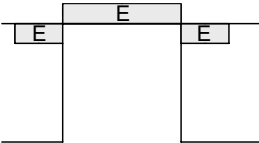
ELECTRICAL CONNECTION



A properly-grounded, horizontally-mounted electrical receptacle should be installed according to this drawing.

Connection(s) placement within the opening may require additional cabinet depth.

TOP VIEW



FRONT VIEW

