



**XOU24BWDDGO**

24" PANEL READY COMBO BEVERAGE  
CENTER & WINE COOLER

## PANEL READY UNDERCOUNTER REFRIGERATION



**XOU24BWDDGO**

- Extending Glass Shelves & Racks
- Tri-Color Interior LED Lighting
- Intuitive Digital Touch Controls for Two Temperature Zones

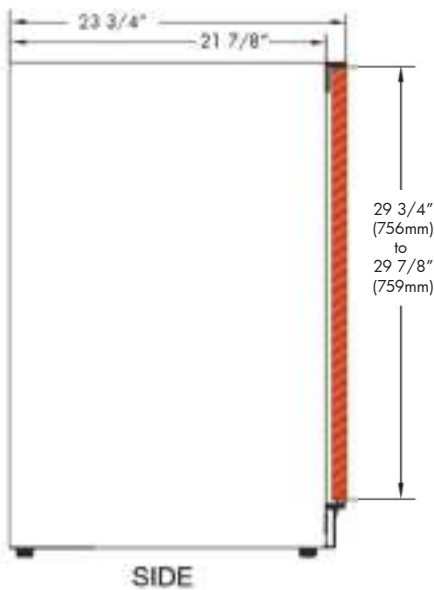
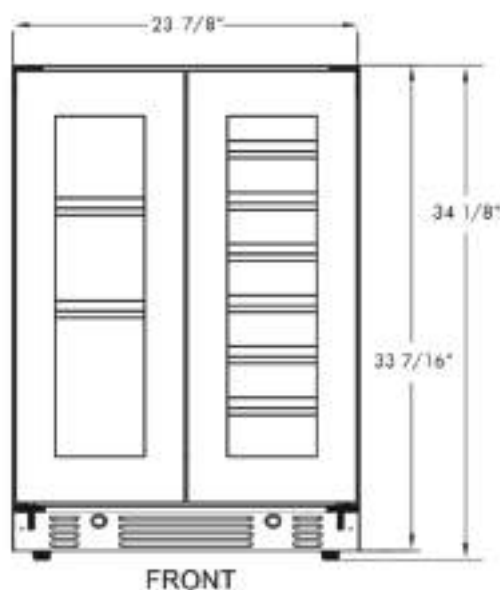
24" UNDERCOUNTER COMBO UNIT with OVERLAY FRAME DOORS

THE ULTIMATE IN CONVENIENT ENTERTAINING -YOUR FAVORITE VINTAGES AND ICY COLD BEVERAGES READY TO SERVE, JUST WHERE YOU WANT THEM

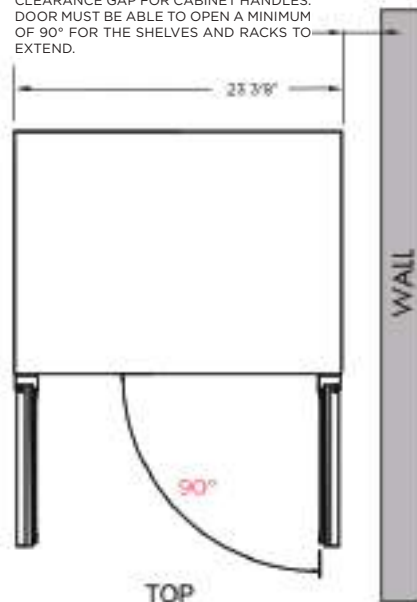
Your XO French Door Combo Unit has the ability to store both wine at 41° to 64° F ready to serve and icy cold beverages from 34° to 50° F in the same compact system. Designed to fit undercounter and wherever your life takes you.

WORLD CLASS SERVICE | COMPREHENSIVE WARRANTIES

OUR LASTING COMMITMENT TO YOU



WHEN INSTALLING WITH THE HINGE SIDE NEXT TO A WALL, LEAVE ENOUGH CLEARANCE GAP FOR CABINET HANDLES. DOOR MUST BE ABLE TO OPEN A MINIMUM OF 90° FOR THE SHELVES AND RACKS TO EXTEND.



### FEATURES

#### CAPACITY

Shelves and racks fully extend and hold:  
(49) 12oz cans at 34° to 50° F  
(21) 750ml Bordeaux bottles at 41° to 64° F

#### FEATURES

- Secure door lock
- Library quiet 39 dBA operation
- Elegant tri-color interior illumination
- Intuitive digital touch controls
- 6-1/2' Power Cord with low profile 90 flat plug
- Low E Glass blocks harmful UV light
- Alarm Functions
- Energy Saver and Sabbath Mode

### SPECIFICATIONS

**ELECTRICAL** 120V 60HZ 4.35 AMP\*

**DIMENSIONS** H 34 1/8"  
W 23 7/8"  
D 23 1/4"

**ROUGH IN** H 34 1/4" min  
W 24"  
D 24"

**REFRIGERANT** R600A

**WEIGHT** 149 lbs

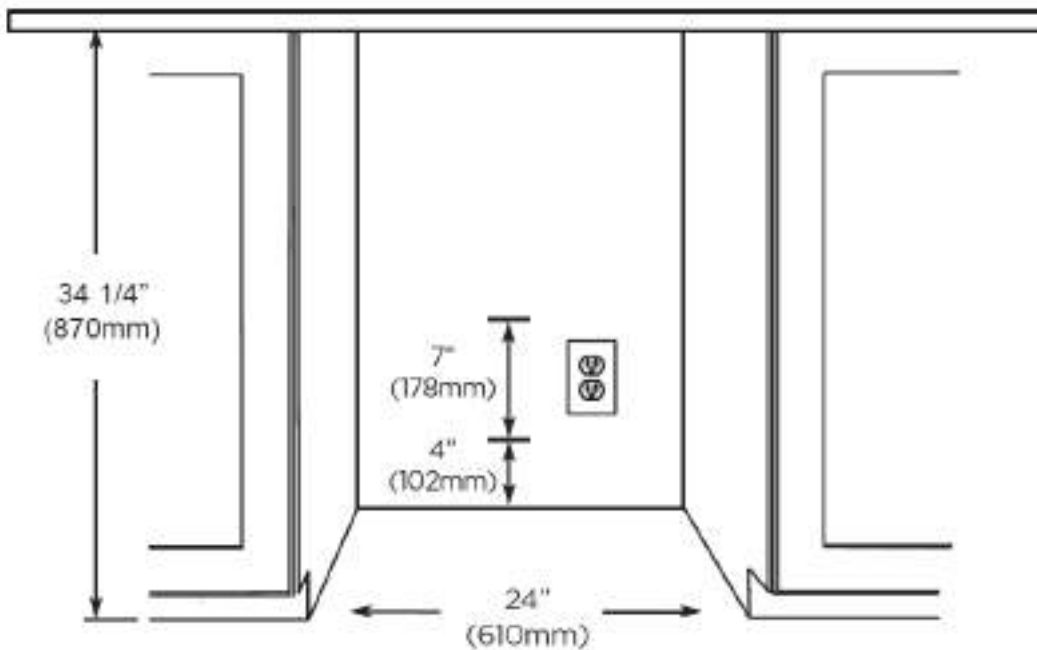
#### PANEL DIMS



GLASS CANNOT BE COVERED BY A FULL PANEL IF FRAME HEIGHT EXCEEDS 30" ADDITIONAL STEPS ARE REQUIRED, CONSULT XO.

XO is exclusively distributed by EASTERN MARKETING CORP.  
24 Eisenhower Parkway Roseland, NJ 07068

### ROUGH IN DIMENSIONS



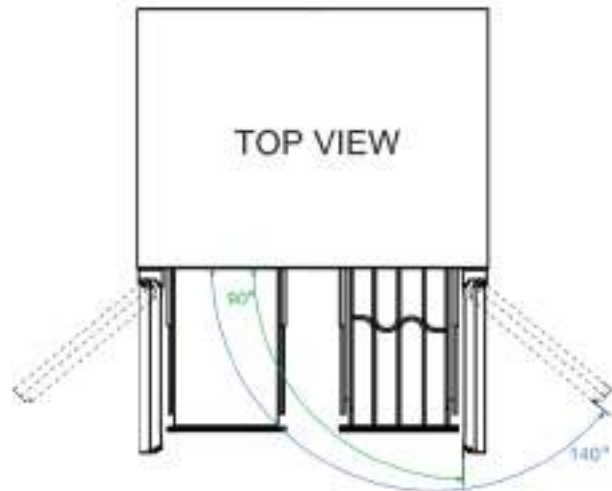
ALL XO UNDERCOUNTER  
UNITS ARRIVE PRE-WIRED  
WITH LOW PROFILE PLUGS  
FOR EASY INSTALLATION



NEED MORE SPACE -  
CUT INTO AN ADJOINING  
CABINET TO REACH AN  
OUTLET THERE



### TOP VIEW



WHEN INSTALLING WITH THE HINGE  
SIDE NEXT TO A WALL, LEAVE ENOUGH  
CLEARANCE GAP FOR CABINET  
HANDLES. DOOR MUST BE ABLE TO OPEN  
A MINIMUM OF 90° FOR THE SHELVES  
AND RACKS TO EXTEND.

CONSULT THE MANUAL FOR  
INSTRUCTIONS ON CHANGING  
THE DOOR STOP SETTING.